



**1-800-
CHILDREN**



**Prevention
Network**

Prevent Child Abuse Georgia, provides statewide direction to build safe, stable, nurturing environments and relationships to prevent child abuse and neglect. Since 2011, PCA Georgia has been housed in the Mark Chaffin Center for Healthy Development at Georgia State University's School of Public Health.

**Prevention
Programs**

**Public
Awareness**



Featured Presenter



Rebecca Rice

KIDS COUNT Manager

Georgia Family Connection Partnership

Rebecca@gafcp.org



— GEORGIA —
family connection™



KIDS COUNT

Data and Tools

Georgia Family Connection Partnership

Prevent Child Abuse Georgia

April 10, 2019



- A state and national effort to track the well-being of children and families
- Assigns each state an annual well-being rank





In 1990
Georgia Ranked
48th
in the nation
in child
well-being





In 2018
Georgia Ranks
39th
in the nation
in child
well-being



37

ECONOMIC WELL-BEING

Rank

UNITED STATES

GEORGIA

CHILDREN IN POVERTY

US: 14,116,000 | GA: 566,000

22%
201019%
2016
BETTER25%
201023%
2016
BETTERCHILDREN WHOSE PARENTS LACK
SECURE EMPLOYMENT

US: 20,692,000 | GA: 717,000

33%
201028%
2016
BETTER34%
201029%
2016
BETTERCHILDREN LIVING IN A HOUSEHOLD
WITH A HIGH HOUSING COST BURDEN

US: 23,556,000 | GA: 813,000

41%
201032%
2016
BETTER41%
201032%
2016
BETTER

TEENS NOT IN SCHOOL AND NOT WORKING

US: 1,176,000 | GA: 46,000

9%
20107%
2016
BETTER12%
20108%
2016
BETTER

34

EDUCATION

Rank

UNITED STATES

GEORGIA

YOUNG CHILDREN (AGES 3 AND 4) NOT IN SCHOOL

US: 4,256,000 | GA: 135,000

52%
2009-11

52%

2014-16 SAME

50%

2009-11

51%

2014-16 WORSE

FOURTH-GRADERS NOT PROFICIENT IN READING

US: N.A. | GA: N.A.

68%
2009

65%

2017 BETTER

71%

2009

65%

2017 BETTER

EIGHTH-GRADERS NOT PROFICIENT IN MATH

US: N.A. | GA: N.A.

67%
2009

67%

2017 SAME

73%

2009

69%

2017 BETTER

HIGH SCHOOL STUDENTS NOT GRADUATING ON TIME

US: N.A. | GA: N.A.

21%
2010-11

16%

2015-16 BETTER

33%

2010-11

21%

2015-16 BETTER

39

HEALTH

Rank

UNITED STATES

GEORGIA

LOW BIRTH-WEIGHT BABIES

US: 321,839 | GA: 12,704

8.1%
20108.2%
2016
WORSE9.7%
20109.8%
2016
WORSE

CHILDREN WITHOUT HEALTH INSURANCE

US: 3,277,000 | GA: 163,000

8%
20104%
2016
BETTER10%
20106%
2016
BETTER


CHILD AND TEEN DEATHS PER 100,000

US: 20,360 | GA: 800

26
201026
2016
SAME30
201030
2016
SAME

TEENS WHO ABUSE ALCOHOL OR DRUGS

US: 1,148,000 | GA: 32,000

N.A.
2009-105%
2015-16N.A.
2009-104%
2015-16

40 FAMILY AND COMMUNITY

Rank

UNITED STATES

GEORGIA

CHILDREN IN SINGLE-PARENT FAMILIES

US: 24,267,000 | GA: 928,000

34%
2010 35%
2016 WORSE

38%
2010

39%
2016 WORSE

CHILDREN IN FAMILIES WHERE THE HOUSEHOLD HEAD LACKS A HIGH SCHOOL DIPLOMA

US: 9,989,000 | GA: 335,000

15%
2010 14%
2016 BETTER

15%
2010

13%
2016 BETTER

CHILDREN LIVING IN HIGH-POVERTY AREAS

US: 9,448,000 | GA: 400,000

13%
2008-12 13%
2012-16 SAME

14%
2008-12

16%
2012-16 WORSE

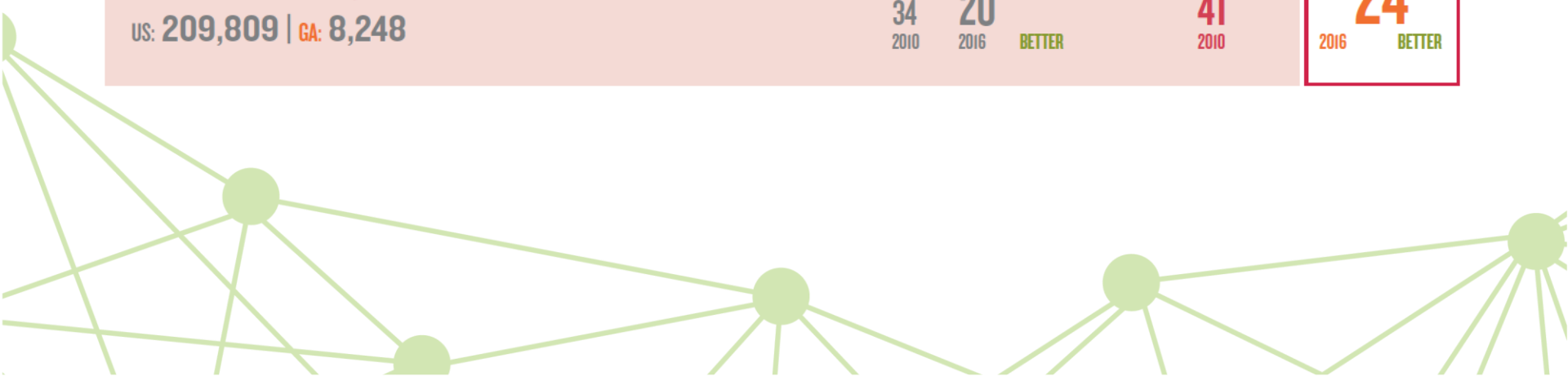
TEEN BIRTHS PER 1,000

US: 209,809 | GA: 8,248

34
2010 20
2016 BETTER

41
2010

24
2016 BETTER



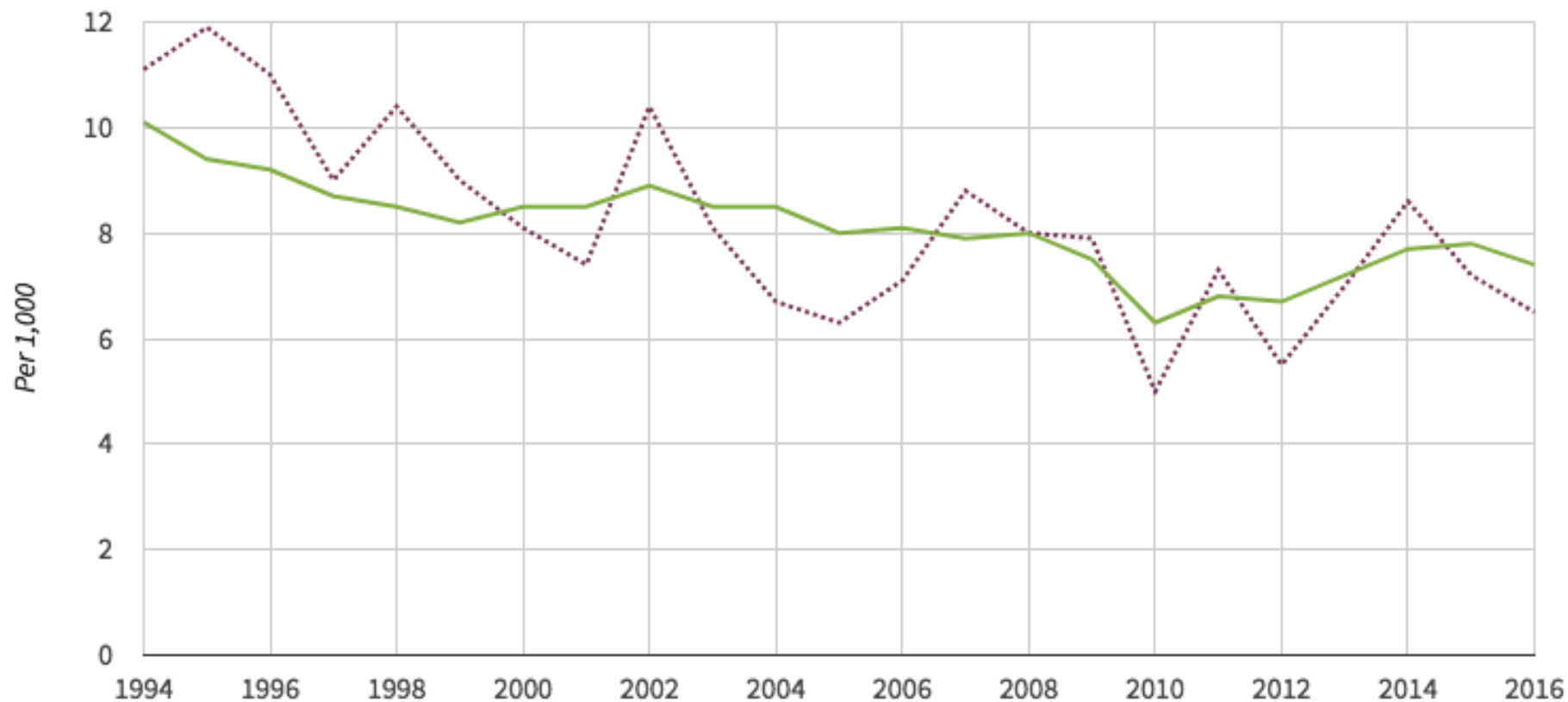
Georgia KIDS COUNT tracks 50+ indicators of child well-being in five result areas that support our vision for a Georgia where:

- **all children are**
 - healthy,
 - primed for school,
 - and succeed when they get there;
- **all families** are stable, self-sufficient, and productive;
- **every community** is vibrant, robust, and thriving.



Infant mortality

..... Fulton — Georgia



Georgia KIDS COUNT

The Georgia KIDS COUNT Team is available to provide training and technical assistance on data and data tools.

GEORGIA
PROFILES

BIRTH TO 21
SNAPSHOTS

ONLINE
CALCULATOR

COMPARABLE
COUNTIES

KIDS COUNT
INDICATOR EXPLORER

CENSUS
TRACT MAP



gafcp.org/data-tools

datacenter.kidscount.org

Rebecca@gafcp.org

Elizabeth@gafcp.org

